

DECORATIONS



S-200



SP-100



DM-100



DM-200



S-105



LISO-2F



BV-INOX




H-500



2V5H-VT



H-500-VT

 **DISTRIBUTOR**

ARMOUR-PLATED DOOR



Serie 3B

Maximum security
with maximum elegance




FINISH



DETAILS



Safety lock



Welded hinge



Security details



Serie 3B

“COMPLIES WITH STANDARD UNE-ENV 1627:2000”

LEVEL 3

- RESISTANCE TO STATIC LOAD, UNE-ENV-1628:2000 COMPLIANT
- RESISTANCE TO DYNAMIC LOAD, UNE-ENV-1629:2000 COMPLIANT
- RESISTANCE TO MANUAL BURGLARY ATTACK, UNE-ENV-1630:2000 COMPLIANT



SPECIFICATIONS

FRAME

Comprising a standardised 1.5 to 1.8mm stainless steel plate which on being built in or attached by safety studs to a wall or structure, remains totally rigid. Covered in fine wood or with varnished wood-fibre facings.

ARMOUR-PLATED SHEET

Formed by a standardised 1mm thick stainless steel plate, with folded edges reinforced (on the inside) with 1mm omega sections, also folded, and which together form a compact and rigid unit. Covered in fine wood or with varnished wood-fibre facings. The wooden edges form an overlapping “L” shape, and it comes with watertight weather-stripping and a brush door sweep which seals the gap between the bottom of the door and the floor.

SECURITY ANCHORAGE

1. Both high-security tumbler and cylinder locks are available, each with a slam latch and 4 anchor points.
2. Intermediary latches, with 2 double-anchor units activated by the lock.
3. Lateral anti-lever anchorages, 6 units.
4. Hinges welded to the frame and the sheet, manufactured with a stainless steel shim and a solid axle; it has 3 such units which make up the sheet's turning axis.
5. Latch to limit opening, manually activated from the inside of the door, and which when activated prevents the sheet from being opened at will.

6. Bearings with an anti-lift device between the sheet and the frame.

FITTINGS AND ACCESSORIES

Comes complete with all the fittings (keyhole, doorknob, peephole, handle). Elements such as door pulls and knockers are always optional.

FINISH

1. Smooth or moulded exterior decoration and a smooth interior face. Both in fine wood and wood-fibre facings, all finished with a top quality veneer.
2. The exterior decoration can be supplied as per the different models available in our catalogue.

Notes: The manufacturer reserves the right to make such modifications as it may consider necessary, without prior warning. Photographs are not contractual. Shades may vary on account of the manufacturing processes and the actual wood itself.

SecureStil